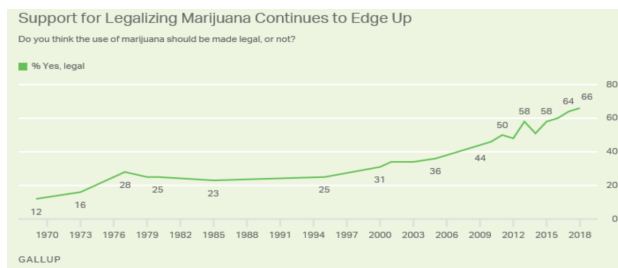




## Polls Show Overwhelming Support for Legalizing Cannabis

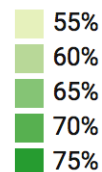
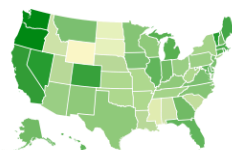
The public is far ahead of most elected officials in support of marijuana policy reform. A supermajority of Americans support making marijuana legal. Support isn't limited to specific states, ages, parties, or regions. Gallup found majority or plurality support among all age ranges and political parties, while the polling firm Civiq found majority support in every state for making marijuana legal. Yet only 11 U.S. states have legalized marijuana.

- National polls, including by Pew Research Center, Gallup, and CNN, show that most Americans support legalization. In October 2019, Gallup found that 66% of Americans support “making marijuana use legal” — more than double the level of support in 2000.



- Support for ending prohibition is bipartisan. In 2019, Gallup found 76% support from Democrats, 68% support from independents, and 51% support from Republicans.
- Gallup's 2019 poll found that no age group opposed legalization, reporting 62% support from persons 50-64, 71% support from individuals aged 30-40, and 81% support from those 18-29 years old. Those 65 and older were evenly split at 49% to 49%.
- Since 2017, the public research firm Civiq has surveyed more than 140,000 registered voters on legalization. As of May 2020, it found 66% support nationwide and majority support in every state, ranging from 51% in Wyoming to 78% in Washington and Oregon. The *Washington Post* published this map of its state-by-state results:

### Support for legalizing marijuana by state



Map: Michael Tesler • Source: Civiqs • Embed • Created with Datawrapper

- Voters in states that have implemented legalization overwhelmingly view the laws as successful or as more of a success than a failure. April 2020 YouGov surveys found 56% to 69% of voters in California, Colorado, Illinois, Massachusetts, Michigan, Nevada, Oregon, and Washington viewed their state's legalization laws as mostly or entirely successful. In Maine — where legal sales have not begun — a plurality of 47% viewed it as a success. (Alaska and Vermont also have legalization laws, but YouGov did not have sufficient sample sizes to show results.) In each state, no more than 20% of voters viewed the law as more of a failure than a success.
- Polls indicate voters' support for keeping marijuana use legal increased after legalization. In the 11 legalization states, Civiq found support for legal cannabis use ranges from 66% in Michigan to 78% in Washington and Oregon. In each state that legalized cannabis by initiative, support was far higher than what the initiative received. In the two states where legislatures enacted the laws — Illinois and Vermont — support was well above polls conducted before passage.

Here are Civiq’s state-by-state results for the question, “Do you think that the use of cannabis should be legal, or not?” from April 24, 2017 through May 20, 2020:

<b>State</b>	<b>Yes, Legal</b>	<b>No, Not Legal</b>	<b>Unsure</b>
Alabama	59%	27%	14%
Alaska	70%	21%	9%
Arizona	65%	26%	9%
Arkansas	59%	28%	14%
California	73%	18%	9%
Colorado	73%	18%	9%
Connecticut	67%	22%	11%
Delaware	63%	26%	12%
Florida	68%	22%	10%
Georgia	65%	23%	12%
Hawaii	69%	21%	10%
Idaho	58%	27%	14%
Illinois	70%	20%	10%
Indiana	62%	26%	12%
Iowa	64%	22%	14%
Kansas	59%	27%	14%
Kentucky	62%	24%	14%
Louisiana	61%	24%	15%
Maine	69%	20%	11%
Maryland	68%	19%	13%
Massachusetts	73%	17%	9%
Michigan	66%	23%	11%
Minnesota	65%	23%	13%
Mississippi	56%	28%	16%
Missouri	60%	27%	13%
Montana	66%	24%	11%
Nebraska	56%	30%	14%
Nevada	75%	19%	6%
New Hampshire	67%	20%	13%
New Jersey	65%	24%	11%
New Mexico	64%	26%	10%
New York	61%	24%	15%
North Carolina	63%	24%	13%
North Dakota	52%	40%	8%
Ohio	64%	22%	14%
Oklahoma	60%	30%	10%
Oregon	78%	16%	7%
Pennsylvania	64%	23%	13%
Rhode Island	72%	18%	9%
South Carolina	61%	25%	14%
South Dakota	55%	32%	13%
Tennessee	63%	24%	12%
Texas	62%	25%	13%
Utah	60%	25%	15%
Vermont	75%	16%	10%
Virginia	66%	22%	13%
Washington	78%	16%	6%
West Virginia	59%	27%	14%
Wisconsin	64%	23%	13%
Wyoming	51%	39%	10%

Other pollsters have conducted surveys in states that have not yet legalized cannabis and found majority support in at least 22 states:

<b>State</b>	<b>Date/Polling Firm</b>	<b>% in Favor</b>	<b>Question Wording</b>
<b>Arizona</b>	August 2019, OH Predictive Insights	54%	“Believe marijuana should be legalized for adult use in the State of Arizona”
<b>Connecticut</b>	January 2020, GQR	65%	Support “legalizing, regulating, and taxing recreational marijuana for adults 21 and older and allowing the personal cultivation of up to four marijuana plants”
<b>Delaware</b>	October 2018, University of Delaware	61%	Think “that the use of marijuana should be made legal”
<b>Florida</b>	February 2020, University of North Florida Public Opinion Lab	64%	Support “permitting adults 21 years or older to possess, use, purchase, display, and transport up to 2.5 ounces of marijuana accessories for personal use...”
<b>Georgia</b>	October 2018, SurveyUSA	55%	“Should the use of marijuana for recreational use by adults in Georgia ... be legalized?”
<b>Hawaii</b>	January 2013, QMark Research	57%	Support the “idea of legalizing, regulating and taxing the sale and personal use of marijuana by adults?”
<b>Kansas</b>	August to October 2019, Fort Hays State University	63%	Support “legalizing recreational marijuana for individuals 21 and older to allow taxation by the State of Kansas”
<b>Kentucky</b>	2019, Kentucky Health Issues Poll	59%	Favor “allowing residents to buy and use marijuana ... under any circumstances”
<b>Louisiana</b>	2019 Louisiana Survey, Reilly Center for Media and Public Affairs	55%	Support “legalizing the possession of small amounts of marijuana for recreational use”
<b>Maryland</b>	September 2018, Goucher Poll	62%	Support “making marijuana legal for recreational use in Maryland”
<b>Minnesota</b>	October 2018, KSTP/SurveyUSA	56%	Should “Minnesota legalize recreational marijuana for residents over age 21?”
<b>Montana</b>	February to March 2019, University of Montana	51%	Should marijuana be legalized in Montana?

**State Adult-Use Legalization Poll Results ... continued**

<b>State</b>	<b>Date/Polling Firm</b>	<b>% in Favor</b>	<b>Question Wording</b>
<b>New Hampshire</b>	February 2019, WMUR Granite State Poll	68%	Support “legalizing the possession of small amounts of marijuana for personal recreational use”
<b>New Jersey</b>	February 2019, Monmouth University	62%	Support “legalizing the possession of small amounts of marijuana for personal use”
<b>New Mexico</b>	January to February 2020, Research & Polling Inc.	61%	Support “legalizing, taxing, and regulating marijuana sales for recreational use in adults over 21”
<b>New York</b>	January 2020, Siena College	58%	Support “legalizing the recreational use of marijuana”
<b>Ohio</b>	May 2016, Quinnipiac University Poll	52%	Support “allowing adults in Ohio to legally possess small amounts of marijuana for personal use”
<b>Pennsylvania</b>	2020 Pennsylvania Health Poll, Muhlenberg College Public Health Program	56%	Favor “the complete legalization of the use of marijuana for any purpose”
<b>Rhode Island</b>	January 2017, Public Policy Polling	59%	Favor “changing Rhode Island law to allow adults 21 and older to use marijuana and regulating and taxing marijuana similarly to alcohol”
<b>Texas</b>	April 2018, Quinnipiac University Poll	61%	Support “allowing adults in Texas to legally possess small amounts of marijuana for personal use”
<b>Virginia</b>	September 2019, University of Mary Washington	61%	Support “the legalization of marijuana for recreational use by adults in Virginia”
<b>Wisconsin</b>	April 2019, Marquette University Law School	59%	Believe “the use of marijuana should be made legal”